








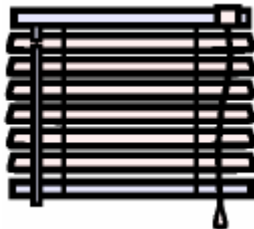













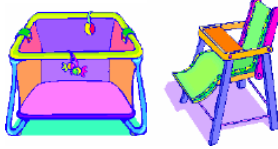



## Safety Bingo Questions & Answer Guide

<p>1. For protection from fires, one of these alarms should be on every level of the home.</p> <p>A: Smoke detector</p>	
<p>2. To help prevent children from falling down stairs use one of these.</p> <p>A: Safety gate</p>	
<p>3. You should cover these to prevent children from poking fingers and inserting objects into them.</p> <p>A: Electrical Outlet</p>	
<p>4. These round toys can be a choking hazard to young children who put things in their mouths.</p> <p>A: Small objects / toys</p>	
<p>5. These may look like candy to small children. Keep in a container with a safety cap.</p> <p>A: Medicine pills. Make-up.</p>	
<p>6. This is the best position for babies to sleep.</p> <p>A: On their backs</p>	

<p>7. To prevent children from opening cabinet doors where cleaning products or medicines are stored, use these.</p> <p>A: Cabinet lock</p>	
<p>8. To keep children from starting a fire, put these in a locked drawer.</p> <p>A: Matches and lighters</p>	
<p>9. To prevent children from falling out of a window, use these.</p> <p>A: Window guard</p>	
<p>10. To prevent strangulation, wind up or cut these.</p> <p>A: Window blind cords</p>	
<p>11. Before putting your baby in the bath, always test the water with this.</p> <p>A: Water temperature thermometer</p>	
<p>12. Put these on sharp corners of furniture to protect your baby.</p> <p>A: corner protectors</p>	
<p>13. To prevent it from falling on your child, secure this and other heavy furniture to the wall.</p> <p>A: Bookshelves</p>	

<p>14. Call Poison Control to find out if these are poisonous and keep them away from your baby.</p> <p>A: Plants</p>	
<p>15. To prevent your baby from getting into a <u>dangerous</u> room, always keep this closed.</p> <p>A: Door - to a kitchen, bathroom, garage, etc</p>	
<p>16. Never use one of these in the bathtub.</p> <p>A: Baby bath chair.</p>	
<p>17. Remove these from your baby's crib when he is able to reach for them.</p> <p>A: Mobile</p>	
<p>18. To prevent your baby from suffocating in bed, remove these.</p> <p>A: loose bedding and stuffed animals</p>	
<p>19 Always keep one of these in the kitchen to put out a fire.</p> <p>A: Fire extinguisher</p>	
<p>20. To prevent your baby from drowning, you empty them and store upside down.</p> <p>A: Buckets</p>	

<p>21 To prevent your baby from pulling dishes off the table, do not use these on the tabletop.</p> <p>A: Tablecloths</p>	
<p>22 To prevent your baby from getting burned, keep these from the edge of the table.</p> <p>A: Hot liquids</p>	
<p>23 To prevent your baby from choking while eating, cut these into small pieces.</p> <p>A: Round shaped foods – carrots, peas, grapes, hot dogs, etc.</p>	
<p>24 When you are busy in the kitchen you put your baby in these to keep him away from danger.</p> <p>A: Highchair, playpen</p>	
<p>25 To prevent your baby from getting burned, turn these to the back of the stove.</p> <p>A: Pot handles</p>	

**Bonus Questions (If we have time and prizes at the end of the session)**

<p>1. What else can you do to protect your baby from getting drowned?</p>	<p>(Never leave them alone – always supervise)</p>
<p>2. Why should you not let your infant sleep in bed with you?</p>	<p>(They can get crushed)</p>
<p>3. What can happen when a baby is violently shaken?</p>	<p>(Cause traumatic brain injury)</p>